


Facility: **Father Michael Mireau J.H.S**

Last Updated: **Dec 10, 2025**
Who: **MM**

Address: **3010 Spence Wynd SW**


Contact/Caretaker:




Taken from Center Gym



Taken from Southwest corner



Badminton Posts (Black)



Court obstructions

General Information

Parking: Players may park in the lot on the North side of the building.

Entrance: Players should enter from the main entrance on the North side of the building. Please leave any outdoor footwear at the entrance.

Gym Location: Once inside the school, the entrance to the gym is straight ahead.

Change room/Washroom: Players can change in the washrooms that are located inside the gym on the west wall.

Floor: The floor is hardwood. Basketball lines are black and Badminton/Pickleball lines are white.

Equipment

Sport Specific Equipment Location and details: The Janitor is required if the Basketball nets need to be lowered

Gym Set-up

Basketball

Court Lines – The outside lines are the thick black lines and are easily distinguishable from the rest of the court lines.

Badminton

Step 1: Remove the post-hole coverings

Step 2: Set-up the posts in the holes.

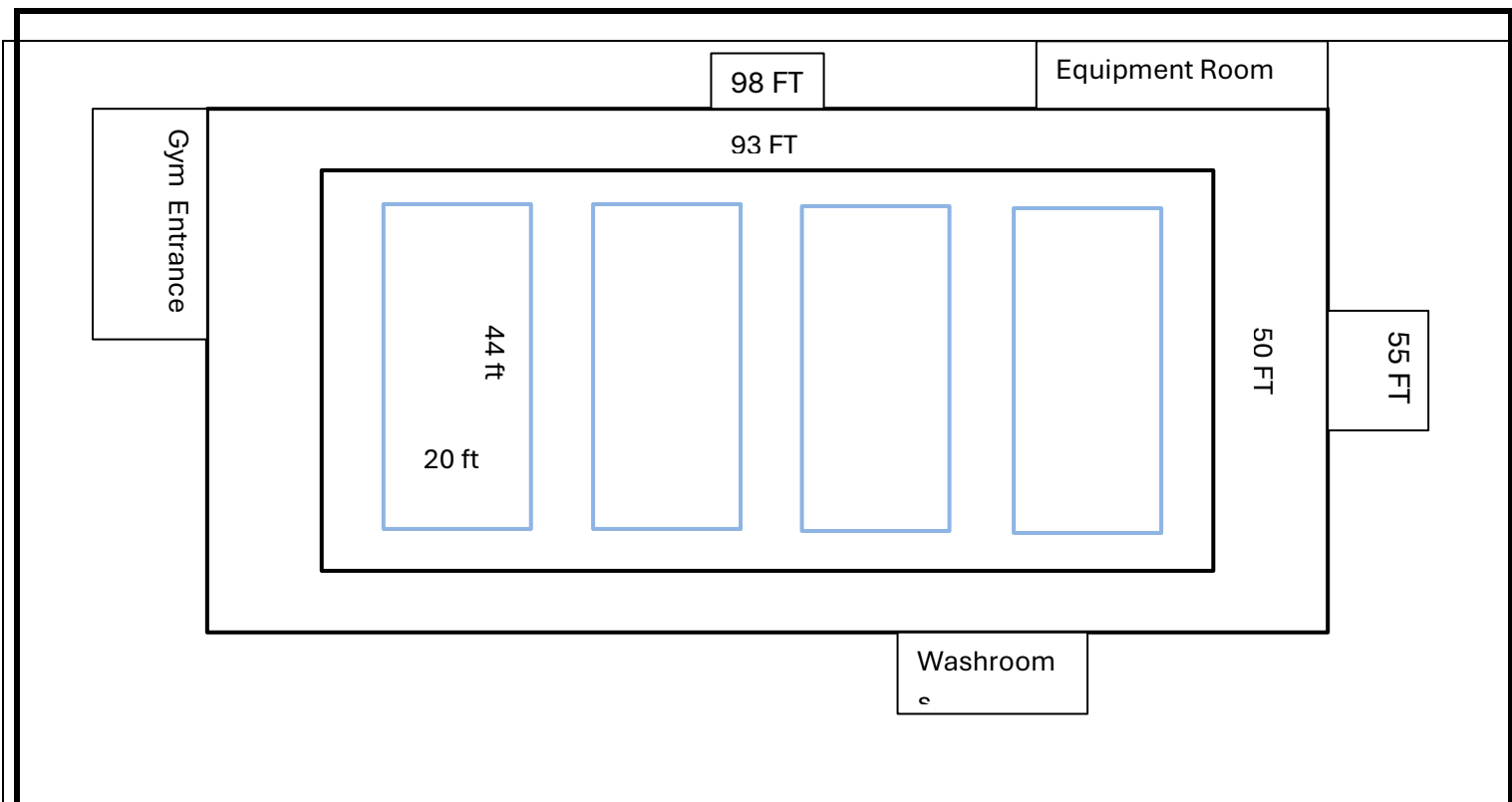
Step 3: String the nets across the top of each post and adjust the sleeve to the appropriate length to wrap the strings of the nets around.

Step 4: Tie the strings of the nets to the hooks on the sleeves.

Step 5: Twist posts to tighten nets

Set-up Diagrams





Important Notes

- Both doors that lead outside should remain closed at all times and should not be opened to cool off the gym.